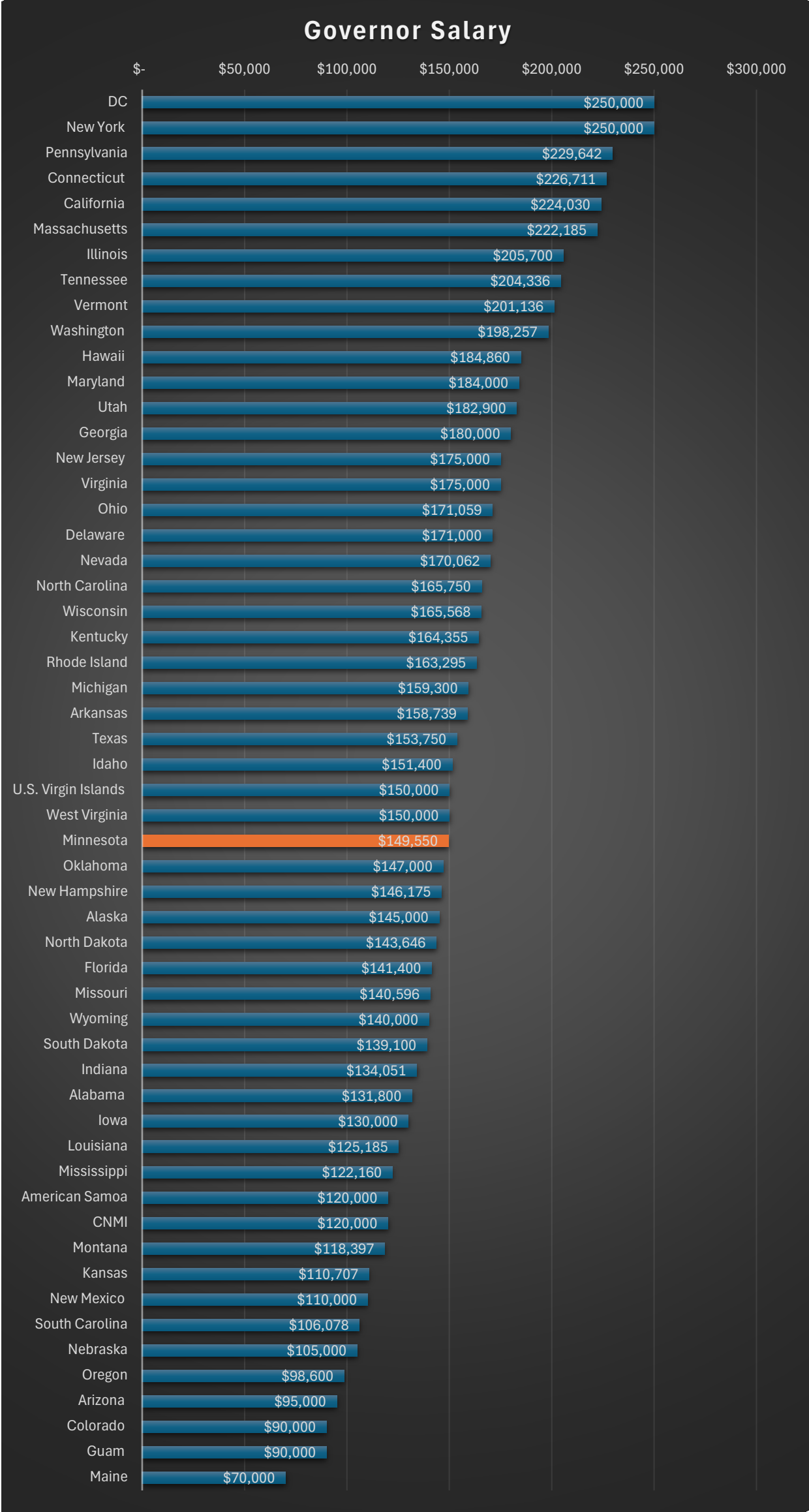


Summary of Constitutional Officer Salaries Nationwide

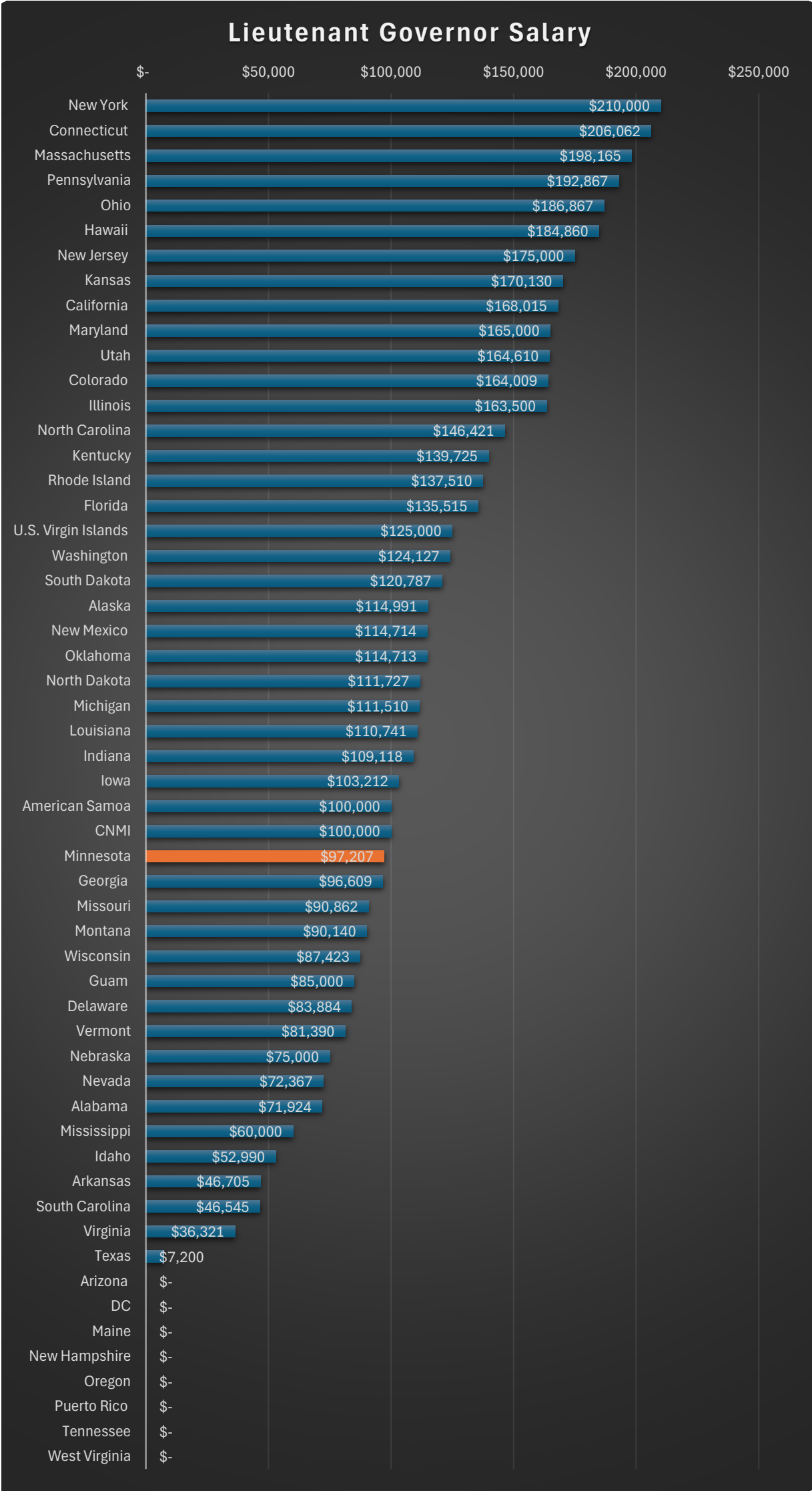
	State	Officer	Salary
1	DC	Mayor	\$ 250,000
2	New York	Governor	\$ 250,000
3	Pennsylvania	Governor	\$ 229,642
4	Connecticut	Governor	\$ 226,711
5	California	Governor	\$ 224,030
6	Massachusetts	Governor	\$ 222,185
7	Illinois	Governor	\$ 205,700
8	Tennessee	Governor	\$ 204,336
9	Vermont	Governor	\$ 201,136
10	Washington	Governor	\$ 198,257
11	Hawaii	Governor	\$ 184,860
12	Maryland	Governor	\$ 184,000
13	Utah	Governor	\$ 182,900
14	Georgia	Governor	\$ 180,000
15	New Jersey	Governor	\$ 175,000
16	Virginia	Governor	\$ 175,000
17	Ohio	Governor	\$ 171,059
18	Delaware	Governor	\$ 171,000
19	Nevada	Governor	\$ 170,062
20	North Carolina	Governor	\$ 165,750
21	Wisconsin	Governor	\$ 165,568
22	Kentucky	Governor	\$ 164,355
23	Rhode Island	Governor	\$ 163,295
24	Michigan	Governor	\$ 159,300
25	Arkansas	Governor	\$ 158,739
26	Texas	Governor	\$ 153,750
27	Idaho	Governor	\$ 151,400
28	U.S. Virgin Islands	Governor	\$ 150,000
29	West Virginia	Governor	\$ 150,000
30	Minnesota	Governor	\$ 149,550
31	Oklahoma	Governor	\$ 147,000
32	New Hampshire	Governor	\$ 146,175
33	Alaska	Governor	\$ 145,000
34	North Dakota	Governor	\$ 143,646
35	Florida	Governor	\$ 141,400
36	Missouri	Governor	\$ 140,596
37	Wyoming	Governor	\$ 140,000
38	South Dakota	Governor	\$ 139,100
39	Indiana	Governor	\$ 134,051
40	Alabama	Governor	\$ 131,800
41	Iowa	Governor	\$ 130,000
42	Louisiana	Governor	\$ 125,185
43	Mississippi	Governor	\$ 122,160
44	American Samoa	Governor	\$ 120,000
45	CNMI	Governor	\$ 120,000
46	Montana	Governor	\$ 118,397
47	Kansas	Governor	\$ 110,707
48	New Mexico	Governor	\$ 110,000
49	South Carolina	Governor	\$ 106,078
50	Nebraska	Governor	\$ 105,000
51	Oregon	Governor	\$ 98,600
52	Arizona	Governor	\$ 95,000
53	Colorado	Governor	\$ 90,000
54	Guam	Governor	\$ 90,000
55	Maine	Governor	\$ 70,000
56	Puerto Rico	Governor	\$ 70,000



	State	Officer	Salary
1	New York	Lieutenant Governor	\$ 210,000
2	Connecticut	Lieutenant Governor	\$ 206,062
3	Massachusetts	Lieutenant Governor	\$ 198,165
4	Pennsylvania	Lieutenant Governor	\$ 192,867
5	Ohio	Lieutenant Governor	\$ 186,867
6	Hawaii	Lieutenant Governor	\$ 184,860
7	New Jersey	Lieutenant Governor	\$ 175,000
8	Kansas	Lieutenant Governor	\$ 170,130
9	California	Lieutenant Governor	\$ 168,015
10	Maryland	Lieutenant Governor	\$ 165,000
11	Utah	Lieutenant Governor	\$ 164,610
12	Colorado	Lieutenant Governor	\$ 164,009
13	Illinois	Lieutenant Governor	\$ 163,500
14	North Carolina	Lieutenant Governor	\$ 146,421
15	Kentucky	Lieutenant Governor	\$ 139,725
16	Rhode Island	Lieutenant Governor	\$ 137,510
17	Florida	Lieutenant Governor	\$ 135,515
18	U.S. Virgin Islands	Lieutenant Governor	\$ 125,000
19	Washington	Lieutenant Governor	\$ 124,127
20	South Dakota	Lieutenant Governor	\$ 120,787
21	Alaska	Lieutenant Governor	\$ 114,991
22	New Mexico	Lieutenant Governor	\$ 114,714
23	Oklahoma	Lieutenant Governor	\$ 114,713
24	North Dakota	Lieutenant Governor	\$ 111,727
25	Michigan	Lieutenant Governor	\$ 111,510
26	Louisiana	Lieutenant Governor	\$ 110,741
27	Indiana	Lieutenant Governor	\$ 109,118
28	Iowa	Lieutenant Governor	\$ 103,212
29	American Samoa	Lieutenant Governor	\$ 100,000
30	CNMI	Lieutenant Governor	\$ 100,000
31	Minnesota	Lieutenant Governor	\$ 97,207
32	Georgia	Lieutenant Governor	\$ 96,609
33	Missouri	Lieutenant Governor	\$ 90,862
34	Montana	Lieutenant Governor	\$ 90,140
35	Wisconsin	Lieutenant Governor	\$ 87,423
36	Guam	Lieutenant Governor	\$ 85,000
37	Delaware	Lieutenant Governor	\$ 83,884
38	Vermont	Lieutenant Governor	\$ 81,390
39	Nebraska	Lieutenant Governor	\$ 75,000
40	Nevada	Lieutenant Governor	\$ 72,367
41	Alabama	Lieutenant Governor	\$ 71,924
42	Mississippi	Lieutenant Governor	\$ 60,000
43	Idaho	Lieutenant Governor	\$ 52,990
44	Arkansas	Lieutenant Governor	\$ 46,705
45	South Carolina	Lieutenant Governor	\$ 46,545
46	Virginia	Lieutenant Governor	\$ 36,321
47	Texas	Lieutenant Governor	\$ 7,200
48	Arizona		\$ -
49	DC		\$ -
50	Maine		\$ -
51	New Hampshire		\$ -
52	Oregon		\$ -
53	Puerto Rico		\$ -
54	Tennessee		\$ -
55	West Virginia		\$ -
56	Wyoming		\$ -

Note

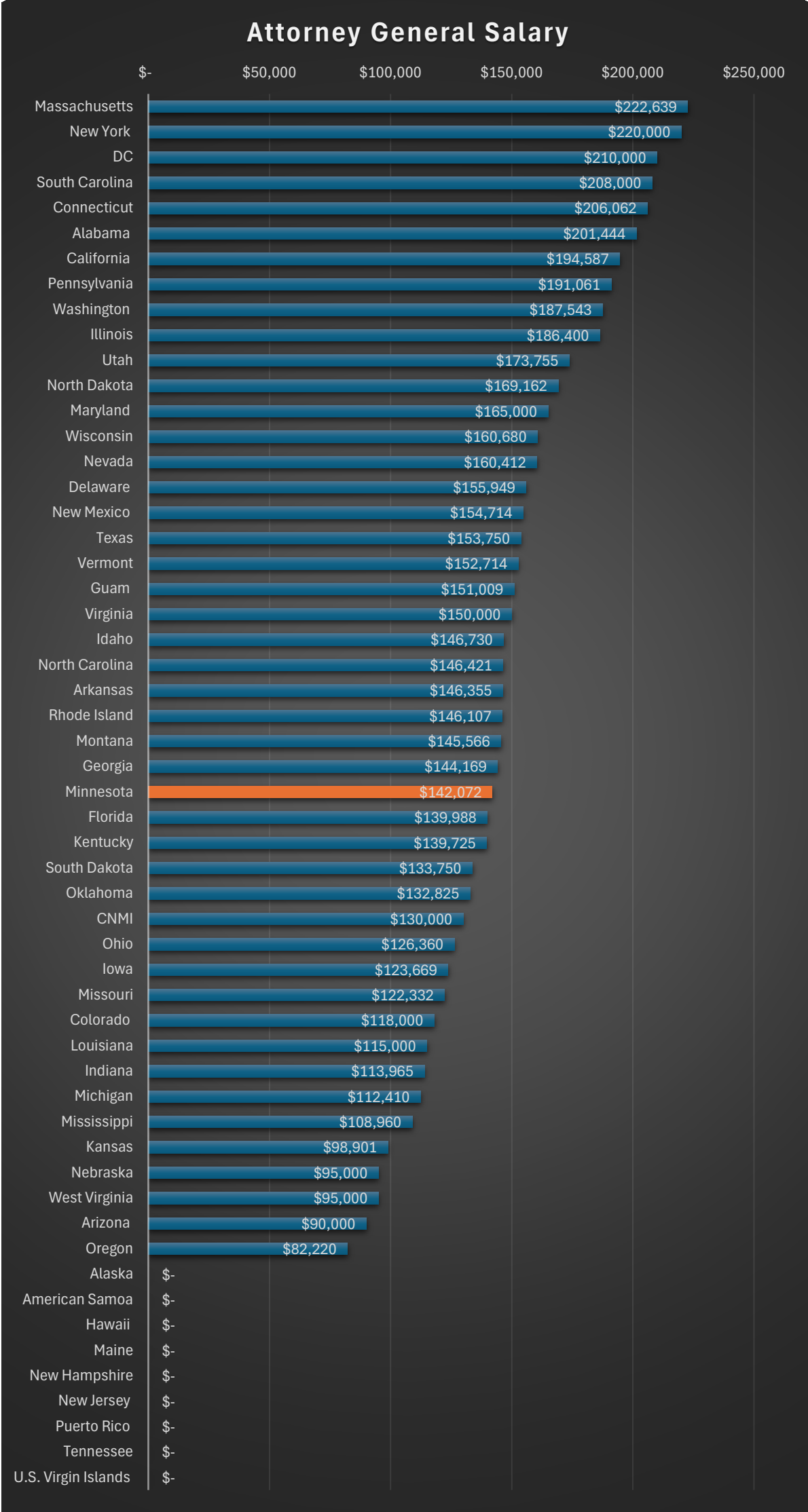
This is only a list of popularly elected lieutenant governors



	State	Officer	Salary
1	Massachusetts	Attorney General	\$ 222,639
2	New York	Attorney General	\$ 220,000
3	DC	Attorney General	\$ 210,000
4	South Carolina	Attorney General	\$ 208,000
5	Connecticut	Attorney General	\$ 206,062
6	Alabama	Attorney General	\$ 201,444
7	California	Attorney General	\$ 194,587
8	Pennsylvania	Attorney General	\$ 191,061
9	Washington	Attorney General	\$ 187,543
10	Illinois	Attorney General	\$ 186,400
11	Utah	Attorney General	\$ 173,755
12	North Dakota	Attorney General	\$ 169,162
13	Maryland	Attorney General	\$ 165,000
14	Wisconsin	Attorney General	\$ 160,680
15	Nevada	Attorney General	\$ 160,412
16	Delaware	Attorney General	\$ 155,949
17	New Mexico	Attorney General	\$ 154,714
18	Texas	Attorney General	\$ 153,750
19	Vermont	Attorney General	\$ 152,714
20	Guam	Attorney General	\$ 151,009
21	Virginia	Attorney General	\$ 150,000
22	Idaho	Attorney General	\$ 146,730
23	North Carolina	Attorney General	\$ 146,421
24	Arkansas	Attorney General	\$ 146,355
25	Rhode Island	Attorney General	\$ 146,107
26	Montana	Attorney General	\$ 145,566
27	Georgia	Attorney General	\$ 144,169
28	Minnesota	Attorney General	\$ 142,072
29	Florida	Attorney General	\$ 139,988
30	Kentucky	Attorney General	\$ 139,725
31	South Dakota	Attorney General	\$ 133,750
32	Oklahoma	Attorney General	\$ 132,825
33	CNMI	Attorney General	\$ 130,000
34	Ohio	Attorney General	\$ 126,360
35	Iowa	Attorney General	\$ 123,669
36	Missouri	Attorney General	\$ 122,332
37	Colorado	Attorney General	\$ 118,000
38	Louisiana	Attorney General	\$ 115,000
39	Indiana	Attorney General	\$ 113,965
40	Michigan	Attorney General	\$ 112,410
41	Mississippi	Attorney General	\$ 108,960
42	Kansas	Attorney General	\$ 98,901
43	Nebraska	Attorney General	\$ 95,000
44	West Virginia	Attorney General	\$ 95,000
45	Arizona	Attorney General	\$ 90,000
46	Oregon	Attorney General	\$ 82,220
47	Alaska		\$ -
48	American Samoa		\$ -
49	Hawaii		\$ -
50	Maine		\$ -
51	New Hampshire		\$ -
52	New Jersey		\$ -
53	Puerto Rico		\$ -
54	Tennessee		\$ -
55	U.S. Virgin Islands		\$ -
56	Wyoming		\$ -

Note

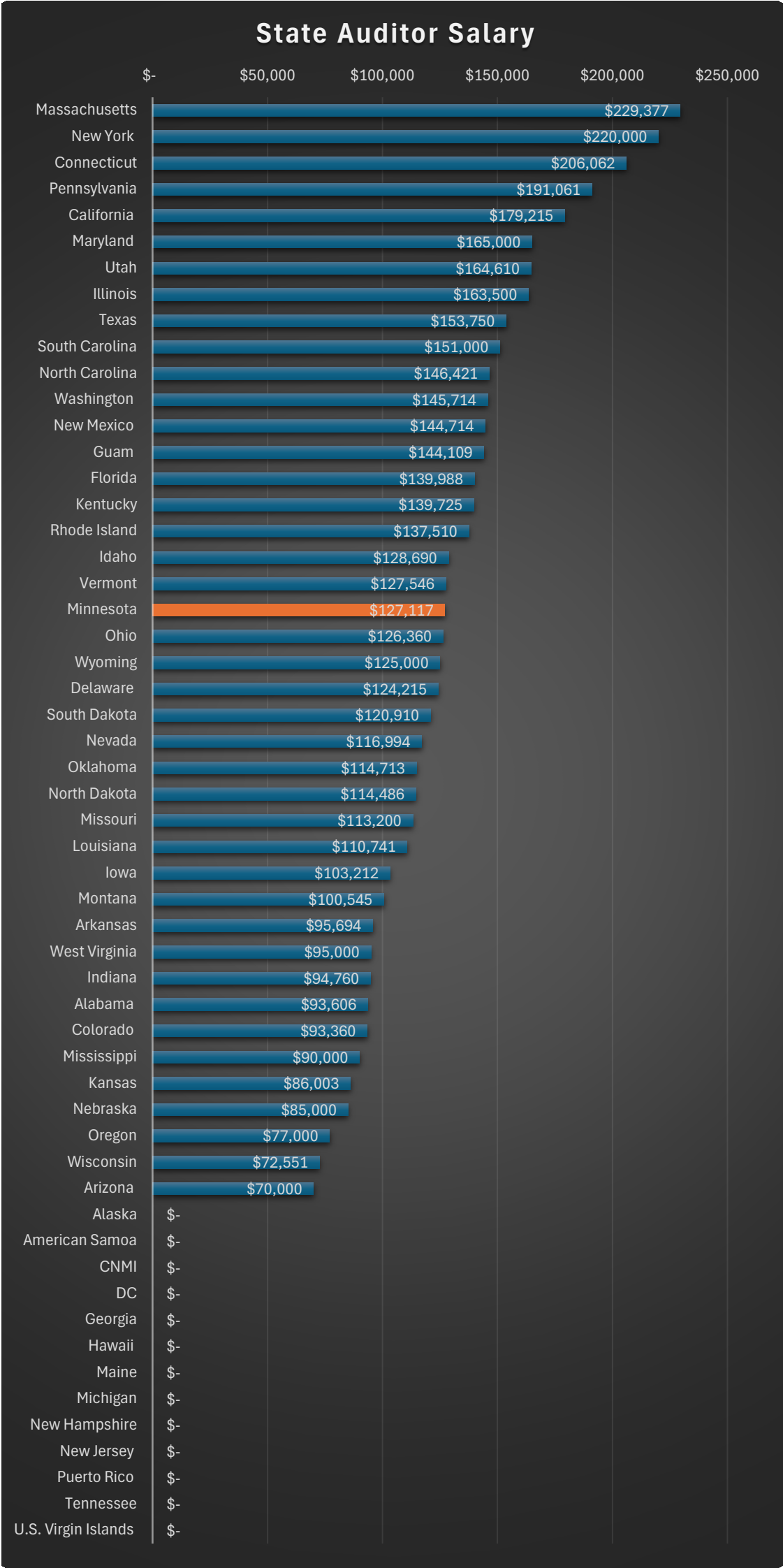
This is only a list of popularly elected attorneys general



	State	Officer	Salary
1	Massachusetts	State Auditor	\$ 229,377
2	New York	Comptroller	\$ 220,000
3	Connecticut	State Comptroller	\$ 206,062
4	Pennsylvania	Auditor General	\$ 191,061
5	California	State Controller	\$ 179,215
6	Maryland	Comptroller	\$ 165,000
7	Utah	State Auditor	\$ 164,610
8	Illinois	Comptroller	\$ 163,500
9	Texas	Comptroller of Public Accounts	\$ 153,750
10	South Carolina	Comptroller General	\$ 151,000
11	North Carolina	State Auditor/Treasurer	\$ 146,421
12	Washington	State Auditor	\$ 145,714
13	New Mexico	State Auditor	\$ 144,714
14	Guam	Public Auditor	\$ 144,109
15	Florida	Chief Financial Officer	\$ 139,988
16	Kentucky	Auditor of Public Accounts	\$ 139,725
17	Rhode Island	General Treasurer	\$ 137,510
18	Idaho	State Controller	\$ 128,690
19	Vermont	Auditor of Accounts	\$ 127,546
20	Minnesota	State Auditor	\$ 127,117
21	Ohio	Auditor of State	\$ 126,360
22	Wyoming	State Auditor	\$ 125,000
23	Delaware	Auditor of Accounts	\$ 124,215
24	South Dakota	State Auditor	\$ 120,910
25	Nevada	Controller	\$ 116,994
26	Oklahoma	State Auditor and Inspector	\$ 114,713
27	North Dakota	State Auditor/Treasurer	\$ 114,486
28	Missouri	State Auditor	\$ 113,200
29	Louisiana	Treasurer	\$ 110,741
30	Iowa	Auditor of State	\$ 103,212
31	Montana	State Auditor	\$ 100,545
32	Arkansas	Auditor of State	\$ 95,694
33	West Virginia	State Auditor	\$ 95,000
34	Indiana	Auditor of State	\$ 94,760
35	Alabama	State Auditor	\$ 93,606
36	Colorado	Treasurer	\$ 93,360
37	Mississippi	State Auditor	\$ 90,000
38	Kansas	Treasurer	\$ 86,003
39	Nebraska	Auditor of Public Accounts	\$ 85,000
40	Oregon	Treasurer	\$ 77,000
41	Wisconsin	State Treasurer	\$ 72,551
42	Arizona	Treasurer	\$ 70,000
43	Alaska		\$ -
44	American Samoa		\$ -
45	CNMI		\$ -
46	DC		\$ -
47	Georgia		\$ -
48	Hawaii		\$ -
49	Maine		\$ -
50	Michigan		\$ -
51	New Hampshire		\$ -
52	New Jersey		\$ -
53	Puerto Rico		\$ -
54	Tennessee		\$ -
55	U.S. Virgin Islands		\$ -
56	Virginia		\$ -

Note

This is only a list of popularly elected state auditors or the nearest comparable position



	State	Officer	Salary
1	Connecticut	Secretary of State	\$ 206,062
2	Illinois	Secretary of State	\$ 196,900
3	Massachusetts	Secretary of State	\$ 187,433
4	California	Secretary of State	\$ 168,015
5	North Carolina	Secretary of State	\$ 146,421
6	Washington	Secretary of State	\$ 145,714
7	New Mexico	Secretary of State	\$ 144,714
8	North Dakota	Secretary of State	\$ 144,686
9	Kentucky	Secretary of State	\$ 139,725
10	Rhode Island	Secretary of State	\$ 137,510
11	South Carolina	Secretary of State	\$ 135,000
12	Idaho	Secretary of State	\$ 128,690
13	Vermont	Secretary of State	\$ 127,546
14	Minnesota	Secretary of State	\$ 127,117
15	Ohio	Secretary of State	\$ 126,360
16	Wyoming	Secretary of State	\$ 125,000
17	Georgia	Secretary of State	\$ 123,637
18	South Dakota	Secretary of State	\$ 120,910
19	Nevada	Secretary of State	\$ 116,994
20	Louisiana	Secretary of State	\$ 115,000
21	Missouri	Secretary of State	\$ 113,200
22	Michigan	Secretary of State	\$ 112,410
23	Iowa	Secretary of State	\$ 103,212
24	Colorado	Secretary of State	\$ 102,000
25	Montana	Secretary of State	\$ 101,718
26	Arkansas	Secretary of State	\$ 101,323
27	West Virginia	Secretary of State	\$ 95,000
28	Indiana	Secretary of State	\$ 94,760
29	Mississippi	Secretary of State	\$ 90,000
30	Kansas	Secretary of State	\$ 86,003
31	Nebraska	Secretary of State	\$ 85,000
32	Wisconsin	Secretary of State	\$ 78,583
33	Oregon	Secretary of State	\$ 77,000
34	Arizona	Secretary of State	\$ 70,000
35	Alabama	Secretary of State	\$ 67,296
36	Alaska		\$ -
37	American Samoa		\$ -
38	CNMI		\$ -
39	DC		\$ -
40	Delaware		\$ -
41	Florida		\$ -
42	Guam		\$ -
43	Hawaii		\$ -
44	Maine		\$ -
45	Maryland		\$ -
46	New Hampshire		\$ -
47	New Jersey		\$ -
48	New York		\$ -
49	Oklahoma		\$ -
50	Pennsylvania		\$ -
51	Puerto Rico		\$ -
52	Tennessee		\$ -
53	Texas		\$ -
54	U.S. Virgin Islands		\$ -
55	Utah		\$ -
56	Virginia		\$ -

Note
This is only a list of popularly elected secretaries
of state

