


Refugee Health in Minnesota

Torres Ray Hearing
September 28, 2010



Ann O'Fallon RN, MA
Refugee Health Program
Minnesota Department of Health

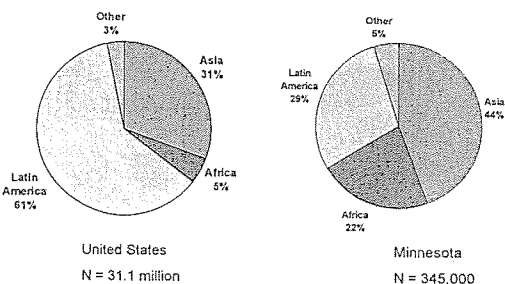
Immigrants United States and Minnesota, 2008

- o United States: 37,960,935 (12.5%) were foreign-born in the USA
- o Minnesota: 340,657 (6.5%) were foreign born in Minnesota
 - increase of 5.3% since 2000



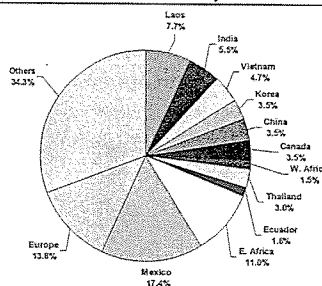
Source: Minnesota Demographic Center

Distribution of Foreign-Born Populations by Region of Origin, U.S. and MN, 2007



Source: Migration Policy Institute, Minnesota Fact Sheet

Foreign-Born Population Minnesota, 2008



In 1960, more than 50% of foreign-born Minnesotans were from Europe. In 2008, just 13.8% of foreign-born Minnesotans were from Europe.

Source: 2008 ACS

Immigrants Who Arrived as Refugees 2008

- o United States
15% of immigrants came as refugees
- o Minnesota
44% of immigrants came as refugees



What does it mean to be a refugee?

Foreign-born resident who:

- is not a United States citizen
- cannot return to his or her country of origin because of a well-founded fear of persecution due to race, religion, nationality, political opinion, or membership in a particular social group

Refugee status is generally given:

- prior to entering the United States
- by the State Department or U.S Citizenship and Immigration Services (USCIS)

Refugee Health Program, Minnesota Department of Health

Principal Sources of Refugees 2008*

1. Palestine	3,231,100
2. Afghanistan	2,828,400
3. Iraq	1,926,500
4. Myanmar (Burma)	807,400
5. Somalia	577,500
6. Sudan	428,600
7. Colombia	399,300
8. Congo-Kinshasa	385,800
9. Vietnam	322,300
10. Burundi	286,200

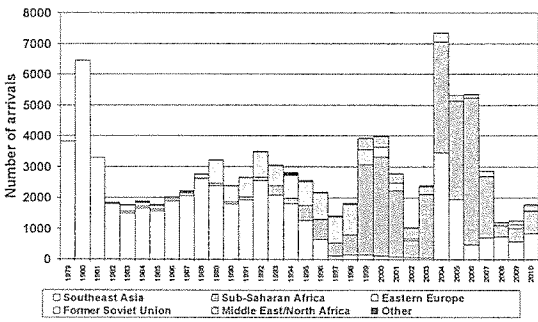
*As of December 31, 2008
World Refugee Survey 2009, US Committee for Refugees and Immigrants

Top U.S. States for Refugee* Resettlement FY 2009

1. California	11,278
2. Texas	8,212
3. New York	4,412
4. Arizona	4,320
5. Florida	4,193
6. Michigan	3,500
7. Georgia	3,272
8. Washington	2,581
9. Illinois	2,561
10. North Carolina	2,247
25. Minnesota	994
Total admitted	74,654

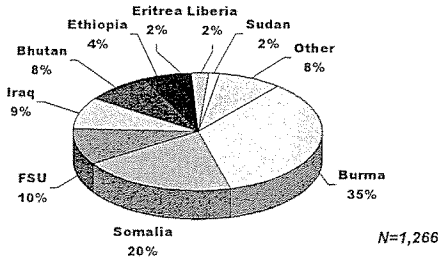
*Numbers Include Amerasian, Asylees (Derivatives), Entrants/Parolees and Primary Refugee arrivals
Source: U.S. Office of Refugee Resettlement

Refugee Arrivals to MN by Region of World 1979-2010



Refugee Health Program, Minnesota Department of Health

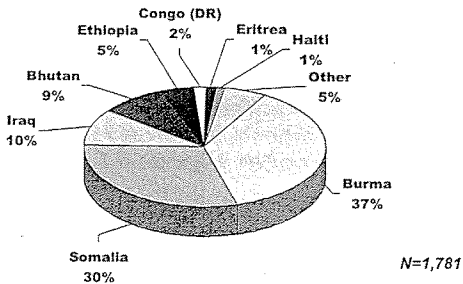
Primary Refugee Arrivals Minnesota, 2009



Other includes Benin, Bolivia, Cameroon, China (incl. Tibet), Congo (DR & Rep), Cuba, Djibouti, Gambia, Guatemala, Guinea, Indonesia, Iran, Kenya, Laos, Mali, Mexico, Nepal, Sudan, Thailand, Togo, Vietnam and Zimbabwe

FSU includes Belarus, Kyrgyzstan, Moldova, Russia and Ukraine
Refugee Health Program, Minnesota Department of Health

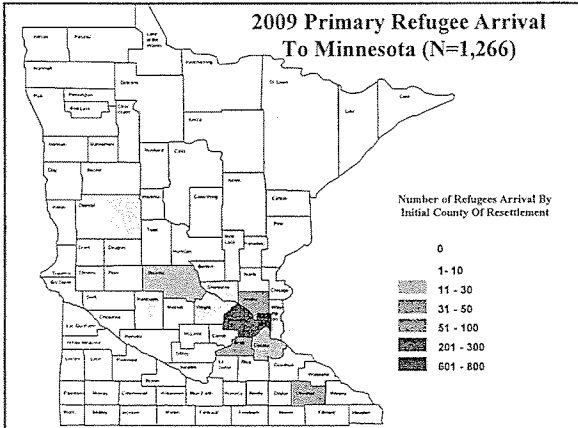
Primary Refugee Arrivals Minnesota, 1/1/2010 - 9/15/2010



Other includes Cambodia, Cameroon, China (incl. Tibet), Colombia, Cuba, FSU*, Iran, Kenya, Laos (Hmong), Liberia, Mali, Rwanda, Sierra Leone, Sudan and Togo

FSU includes Belarus, Kyrgyzstan, Moldova and Ukraine
Refugee Health Program, Minnesota Department of Health

2009 Primary Refugee Arrival To Minnesota (N=1,266)



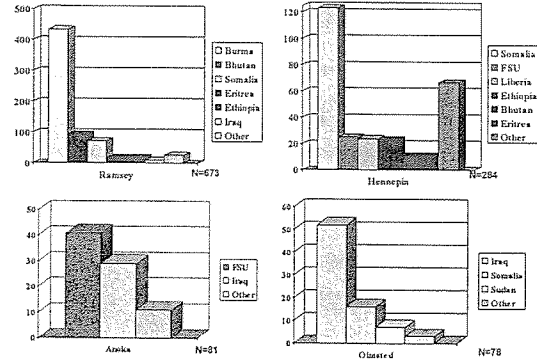
Top 6 MN Counties of Primary Refugee Resettlement – 2010*

1. Ramsey	1,140
2. Hennepin	314
3. Stearns	110
4. Olmsted	70
5. Anoka	60
6. Rice	23
Total	1,781

*1/1/2010- 9/15/2010

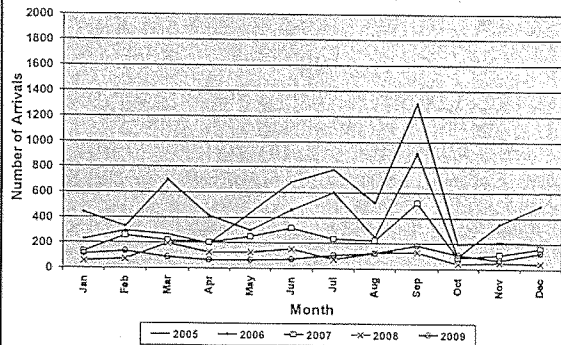
Refugee Health Program, Minnesota Department of Health

Country of Origin by County of Resettlement, 2009



Refugee Health Program, Minnesota Department of Health

Primary Refugee Arrival by Month Minnesota, 2005-2009

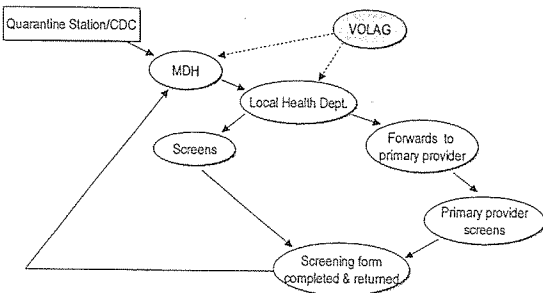


Refugee Health Program, Minnesota Department of Health

Refugee Health Screening in MN

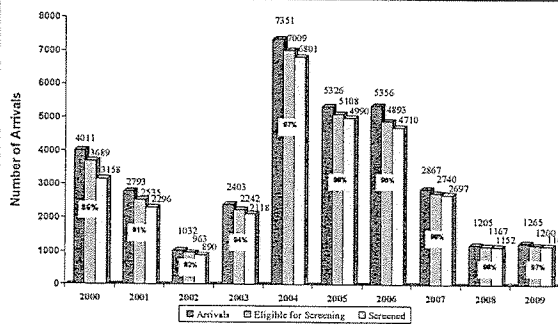
- Exam w/in the first 90 days of arrival
- Public health clinics and private providers
- Goal:
 - ...to control communicable disease among, and resulting from, the arrival of new refugees through:
 - ❖ health assessment
 - ❖ treatment
 - ❖ referral

Refugee Health Assessment Information Flow



Refugee Health Program, Minnesota Department of Health

Primary Refugee Arrivals Screened in Minnesota 2000-2009



*Ineligible if moved out of state or to an unknown destination, unable to locate or died before screening
Refugee Health Program, Minnesota Department of Health

Health Status of New Refugees Upon Arrival, Ramsey, 2009-10 [†]	
• Screening Rate	70% of all eligible refugees screened to date
• Immunizations (Overseas / Domestic Screening)	90% with overseas vaccines / 88% started/continued vaccinations
• Tuberculosis Infection (Diagnosis of LTBI or Suspect/Active TB disease)	
All refugees	27%
Sub-Saharan Africans (Eritrean/Ethiopian/Somali)	48%
S/SE Asians (Burmese/Bhutanese)	25%
Middle Eastern (Iraqis)	7%
• Hepatitis B Infection (HBsAG positive)	
All refugees	6%
Sub-Saharan Africans (Eritrean/Ethiopian/Somali)	4%
S/SE Asians (Burmese/Bhutanese)	7%
Middle Eastern (Iraqis)	0%
	† 1/12/09 - 6/30/2010
Refugee Health Program, Minnesota Department of Health	

Health Status of New Refugees Upon Arrival Ramsey, 2009-10 [†] , Cont'd	
• Parasitic Infection (at least one type of pathogenic parasite)**	
All refugees	27% (Strongyloides, Giardia, Trichuris, E. Histolytica)
Sub-Saharan Africans	25% (Giardia, Strongyloides)
S/SE Asians	35% (Strongyloides, Giardia, Trichuris, Hookworm, Ascaris)
• Lead Level (>=10 ug/dl, <6 years of age)	
All refugees	1%
Sub-Saharan Africans (Eritrean/Ethiopian/Somali)	0%
S/SE Asians (Burmese/Bhutanese)	2%
• Hemoglobin (<12 gm/dl)	
All refugees	23%
Sub-Saharan Africans (Eritrean/Ethiopian/Somali)	27%
S/SE Asians (Burmese/Bhutanese)	23%
Middle Eastern (Iraqis)	13%
• Common Referrals	
Primary Care, Family Practice or General Medicine (71%), Dental (38%), Pediatrics (20%)	
Refugee Health Program, Minnesota Department of Health	

<p>Minnesota Refugee Health Program</p> <hr/> <p>Phone: 651-201-5414 or 1-877-676-5414</p> <p>Web site: www.health.state.mn.us/refugee</p> <p>Address: Minnesota Department of Health Refugee Health Program 625 Robert St N PO Box 64975 St. Paul, MN 55164-0975</p> <p>Refugee Health Program, Minnesota Department of Health</p>
--