


Metro Transit Police Department



January 2015 – October 31, 2019

Part I and Part II Crime

Mission

Protecting our community through innovation and problem solving

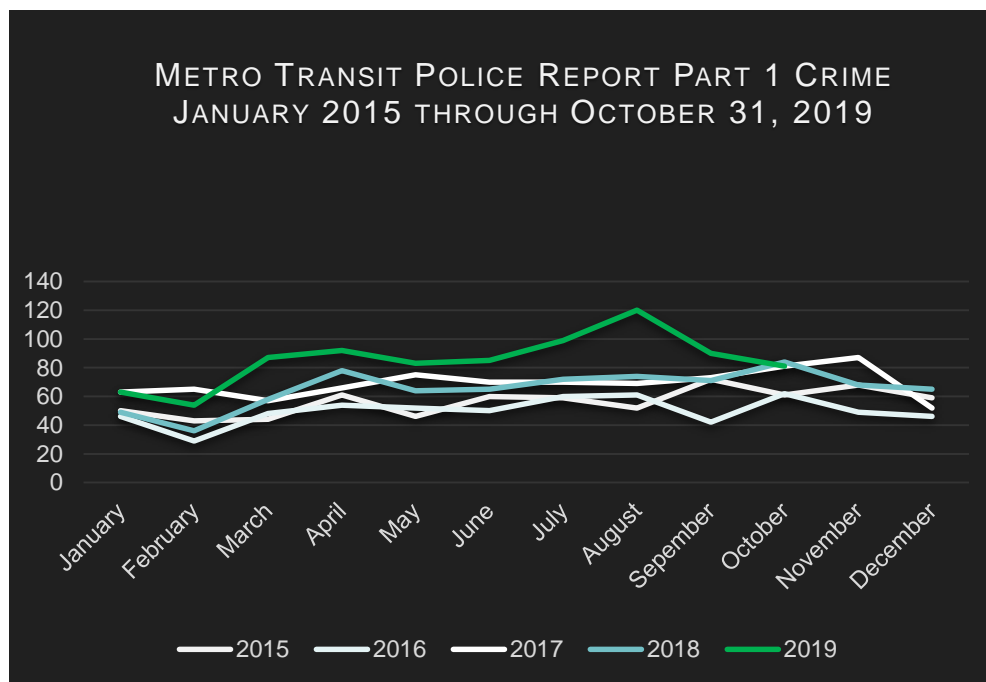
Vision

A department that is reflective of and responsive to the community we serve



Metro Transit Police Department Part 1 Crimes -- January 2015 through October 31, 2019

| Metro Transit Police Department Part 1 Crimes January 2015 through October 31, 2019 | | | | | |
|---|------|------|------|------|------|
| Month | 2015 | 2016 | 2017 | 2018 | 2019 |
| January | 50 | 46 | 63 | 49 | 63 |
| February | 43 | 29 | 65 | 36 | 54 |
| March | 44 | 48 | 57 | 58 | 87 |
| April | 61 | 54 | 66 | 78 | 92 |
| May | 46 | 52 | 75 | 64 | 83 |
| June | 60 | 50 | 70 | 65 | 85 |
| July | 59 | 60 | 70 | 72 | 99 |
| August | 52 | 61 | 69 | 74 | 120 |
| September | 72 | 42 | 73 | 71 | 90 |
| October | 61 | 62 | 81 | 84 | 81 |
| November | 68 | 49 | 87 | 68 | |
| December | 59 | 46 | 52 | 65 | |
| Year Totals | 675 | 599 | 828 | 784 | 854 |



Metro Transit Police Department Part 1 Crimes -- January 2015 through October 31, 2019

| Metro Transit Reported Part 1 Crimes January 2015 through October 31, 2019 | | | | | |
|---|------------|------------|------------|------------|------------|
| Crime Category | 2015 | 2016 | 2017 | 2018 | 2019 |
| Homicide | 0 | 0 | 1 | 0 | 0 |
| Rape | 0 | 3 | 1 | 3 | 2 |
| Robbery | 177 | 158 | 198 | 172 | 183 |
| Aggravated Assaults | 50 | 38 | 76 | 96 | 125 |
| Violent Crime Total | 227 | 199 | 276 | 271 | 310 |
| Burglary | 1 | 0 | 2 | 3 | 1 |
| Auto Theft | 5 | 18 | 3 | 4 | 5 |
| Theft | 442 | 380 | 546 | 506 | 533 |
| Arson | 0 | 2 | 1 | 0 | 5 |
| Property Crime Total | 448 | 400 | 552 | 513 | 544 |
| Total Part 1 Crime | 675 | 599 | 828 | 784 | 854 |



Metro Transit Police Department Part 2 Crimes -- January 2015 through October 31, 2019

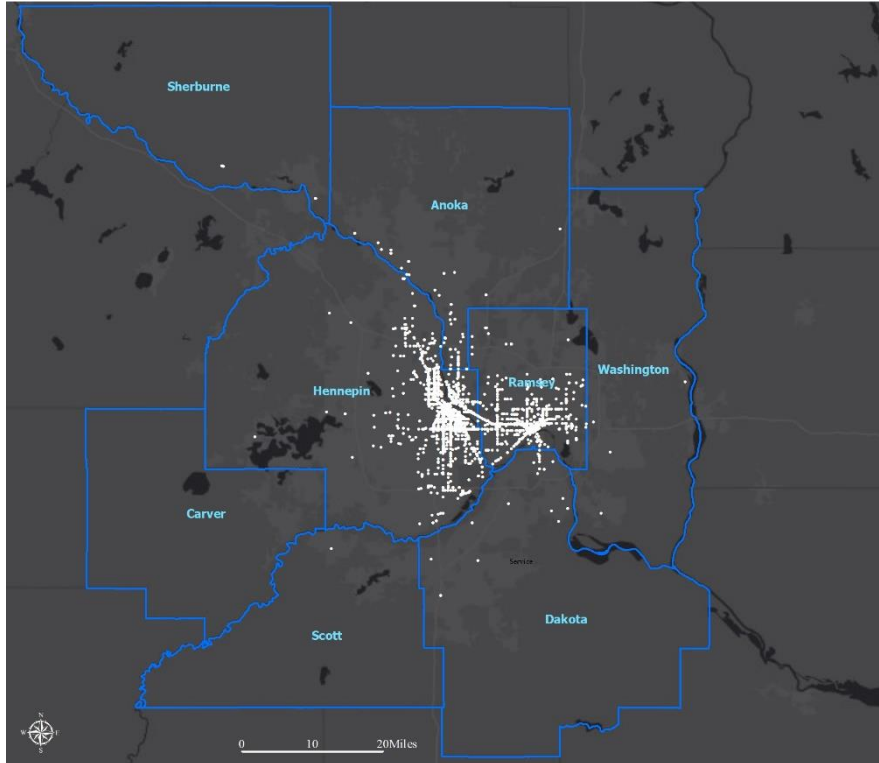
| Metro Transit Police Department Part 2 Crimes January 2015 through October 31, 2019 | | | | | |
|--|------|------|------|------|------|
| Month | 2015 | 2016 | 2017 | 2018 | 2019 |
| January | 469 | 616 | 570 | 494 | 437 |
| February | 492 | 654 | 441 | 428 | 498 |
| March | 684 | 576 | 495 | 609 | 598 |
| April | 474 | 603 | 436 | 561 | 524 |
| May | 620 | 499 | 503 | 572 | 457 |
| June | 639 | 496 | 314 | 535 | 439 |
| July | 640 | 365 | 414 | 408 | 610 |
| August | 537 | 553 | 394 | 398 | 490 |
| Sepember | 509 | 496 | 379 | 354 | 519 |
| October | 469 | 439 | 356 | 392 | 572 |
| November | 356 | 414 | 434 | 344 | |
| December | 646 | 417 | 366 | 323 | |
| Year Totals | 6535 | 6128 | 5102 | 5418 | 5144 |

Metro Transit Police Department

Part 2 Crimes by Crime Category -- January 2015 through October 31, 2019

| Metro Transit Police Department Part 2 Crimes January 2015 through October 31, 2019 | | | | | |
|---|------|------|------|------|------|
| Month | 2015 | 2016 | 2017 | 2018 | 2019 |
| Other Assault | 476 | 545 | 536 | 668 | 635 |
| Forgery | 0 | 3 | 4 | 3 | 1 |
| Fraud | 2779 | 2086 | 1617 | 675 | 880 |
| Stolen Property | 29 | 32 | 23 | 19 | 18 |
| Vandalism | 926 | 1101 | 777 | 730 | 764 |
| Weapons | 50 | 79 | 52 | 65 | 76 |
| Prostitution | 5 | 1 | 0 | 1 | 0 |
| Other Sex Offense | 26 | 44 | 58 | 157 | 75 |
| Controlled Substance | 321 | 340 | 248 | 373 | 324 |
| Gambling | 0 | 2 | 1 | 5 | 3 |
| Family Offense | 1 | 2 | 2 | 4 | 1 |
| Driving Under Influence | 22 | 34 | 65 | 44 | 40 |
| Liquor Laws | 169 | 556 | 364 | 481 | 319 |
| Disturbance | 870 | 539 | 526 | 661 | 559 |
| Vagrancy | 0 | 0 | 1 | 75 | 36 |
| All Other Offenses | 861 | 764 | 828 | 1457 | 1413 |
| Total Part 2 Crime | 6535 | 6128 | 5102 | 5418 | 5144 |

Metro Transit Police Department Part 2 Crimes by Counties January 2015 through October 31, 2019



| Metro Transit Police Part 2 by County January 2015 through October 31, 2019 | | | | | | |
|---|-------------|-------------|-------------|-------------|-------------|--------------|
| County | 2015 | 2016 | 2017 | 2018 | 2019 | County Total |
| Anoka | 110 | 55 | 27 | 43 | 40 | 275 |
| Dakota | 11 | 6 | 14 | 5 | 12 | 48 |
| Hennepin | 3933 | 3741 | 2743 | 3510 | 2921 | 16848 |
| Ramsey | 2471 | 2319 | 2315 | 1938 | 2163 | 11206 |
| Scott | 1 | 0 | 0 | 0 | 0 | 1 |
| Sherburne | 7 | 5 | 2 | 4 | 2 | 13 |
| Washington | 0 | 2 | 1 | 3 | 3 | 9 |
| (BLANK) | 2 | 1 | 0 | 1 | 3 | 7 |
| Grand Total | 6535 | 6129 | 5102 | 5504 | 5144 | 28407 |

Metro Transit Police Department Part 2 Crimes by City January 2015 through October 31, 2019

| Metro Transit Police Part 2 by City January 2015 through October 31, 2019 | | | | | | |
|---|------|------|------|------|------|------------|
| CITY | 2015 | 2016 | 2017 | 2018 | 2019 | CITY TOTAL |
| ANOKA | 9 | 8 | 2 | 6 | 5 | 30 |
| APPLE VALLEY | 1 | 0 | 0 | 0 | 0 | 1 |
| ARDEN HILLS | 1 | 0 | 0 | 0 | 1 | 2 |
| BAYPORT | 0 | 0 | 1 | 0 | 0 | 1 |
| BIG LAKE | 2 | 2 | 1 | 2 | 0 | 7 |
| BLAINE | 4 | 3 | 6 | 6 | 5 | 24 |
| BLOOMINGTON | 205 | 227 | 174 | 170 | 189 | 965 |
| BROOKLYN CENTER | 91 | 60 | 92 | 169 | 155 | 567 |
| BROOKLYN PARK | 8 | 11 | 9 | 33 | 20 | 81 |
| BURNSVILLE | 0 | 1 | 0 | 0 | 2 | 3 |
| CHAMPLIN | 0 | 0 | 1 | 1 | 0 | 2 |
| COLUMBIA HEIGHTS | 8 | 11 | 3 | 8 | 10 | 40 |
| COLUMBUS | 0 | 0 | 0 | 1 | 0 | 1 |
| COON RAPIDS | 22 | 13 | 9 | 12 | 5 | 61 |
| COTTAGE GROVE | 0 | 0 | 0 | 1 | 2 | 3 |
| CRYSTAL | 0 | 3 | 1 | 0 | 0 | 4 |
| EAGAN | 2 | 0 | 1 | 0 | 1 | 4 |
| EDEN PRAIRIE | 0 | 0 | 0 | 0 | 1 | 1 |
| EDINA | 7 | 4 | 9 | 3 | 3 | 26 |
| ELK RIVER | 5 | 3 | 1 | 2 | 2 | 13 |

| Metro Transit Police Part 2 by City January 2015 through October 31, 2019 | | | | | | |
|---|------|------|------|------|------|------------|
| CITY | 2015 | 2016 | 2017 | 2018 | 2019 | CITY TOTAL |
| FALCON HEIGHTS | 2 | 5 | 6 | 6 | 3 | 22 |
| FORT SNELLING | 73 | 62 | 48 | 58 | 106 | 347 |
| FRIDLEY | 60 | 17 | 7 | 8 | 10 | 102 |
| GOLDEN VALLEY | 0 | 8 | 0 | 0 | 0 | 8 |
| HOPKINS | 0 | 0 | 2 | 4 | 2 | 8 |
| INVER GROVE HEIGHTS | 1 | 0 | 5 | 0 | 1 | 7 |
| LAKEVILLE | 0 | 0 | 1 | 2 | 1 | 4 |
| LINO LAKES | 0 | 0 | 0 | 0 | 1 | 1 |
| LITTLE CANADA | 2 | 2 | 2 | 0 | 3 | 9 |
| MAPLE GROVE | 2 | 0 | 0 | 0 | 0 | 2 |
| MAPLEWOOD | 18 | 17 | 16 | 25 | 23 | 99 |
| MINNEAPOLIS | 3522 | 3332 | 2377 | 3043 | 2420 | 14694 |
| MINNETONKA | 1 | 0 | 0 | 3 | 4 | 8 |
| MOUND | 1 | 0 | 0 | 0 | 0 | 1 |
| MOUNDS VIEW | 0 | 1 | 0 | 2 | 0 | 3 |
| NEW BRIGHTON | 1 | 0 | 1 | 2 | 0 | 4 |
| NEW HOPE | 0 | 1 | 1 | 4 | 1 | 7 |
| NEWPORT | 0 | 0 | 0 | 0 | 1 | 1 |
| NORTH ST PAUL | 1 | 0 | 3 | 7 | 1 | 12 |



Metro Transit Police Department Part 2 Crimes by City January 2015 through October 31, 2019

| Metro Transit Police Part 2 by City January 2015 through October 31, 2019 | | | | | | |
|---|------|------|------|------|------|---------------|
| CITY | 2015 | 2016 | 2017 | 2018 | 2019 | CITY TOTAL |
| OAKDALE | 0 | 1 | 0 | 1 | 0 | 2 |
| PLYMOUTH | 0 | 0 | 2 | 0 | 0 | 2 |
| RAMSEY | 6 | 3 | 0 | 1 | 3 | 13 |
| RICHFIELD | 12 | 13 | 13 | 6 | 6 | 50 |
| ROBBINSDALE | 5 | 6 | 7 | 6 | 4 | 28 |
| ROSEMOUNT | 0 | 0 | 0 | 1 | 0 | 1 |
| ROSEVILLE | 12 | 12 | 14 | 29 | 22 | 89 |
| SHAKOPEE | 1 | 0 | 0 | 0 | 0 | 1 |
| SOUTH ST PAUL | 0 | 1 | 0 | 0 | 1 | 2 |
| SPRING LAKE PARK | 1 | 0 | 0 | 1 | 1 | 3 |
| ST LOUIS PARK | 5 | 12 | 6 | 9 | 10 | 42 |
| ST PAUL | 2434 | 2281 | 2273 | 1867 | 2109 | 10964 |
| ST STEPHEN | 1 | 0 | 0 | 0 | 0 | 1 |
| VADNAIS HEIGHTS | 0 | 0 | 0 | 0 | 1 | 1 |
| WAYZATA | 1 | 2 | 1 | 1 | 0 | 5 |
| WEST ST PAUL | 7 | 4 | 7 | 2 | 6 | 26 |
| WHITE BEAR LAKE | 0 | 1 | 0 | 0 | 0 | 1 |
| WOODBURY | 0 | 1 | 0 | 1 | 0 | 2 |
| (BLANK) | 1 | 1 | 0 | 1 | 3 | 6 |



Metro Transit Police Department Minneapolis Part 2 Crimes -- January 2015 through October 31, 2019

| Metro Transit Police Minneapolis Part 2 Crimes January 2015 through October 31, 2019 | | | | | |
|--|------|------|------|------|------|
| Crime Category | 2015 | 2016 | 2017 | 2018 | 2019 |
| Other Assault | 307 | 327 | 326 | 374 | 340 |
| Forgery | 0 | 2 | 2 | 1 | 1 |
| Fraud | 1351 | 869 | 359 | 262 | 271 |
| Stolen Property | 20 | 19 | 14 | 12 | 8 |
| Vandalism | 469 | 580 | 396 | 415 | 407 |
| Weapons | 29 | 48 | 31 | 38 | 37 |
| Prostitution | 3 | 1 | 0 | 1 | 0 |
| Other Sex Offenses | 16 | 27 | 36 | 95 | 37 |
| Controlled Substance | 192 | 240 | 139 | 230 | 156 |
| Gambling | 0 | 1 | 0 | 0 | 0 |
| Family Offense | 0 | 0 | 1 | 0 | 1 |
| Driving Under Influence | 14 | 15 | 57 | 35 | 20 |
| Liquor Laws | 150 | 445 | 274 | 395 | 207 |
| Disturbance | 479 | 324 | 291 | 366 | 286 |
| Vagrancy | 0 | 0 | 0 | 40 | 17 |
| All Other Offenses | 492 | 434 | 451 | 779 | 632 |
| Year Totals | 3522 | 3332 | 2377 | 3043 | 2420 |

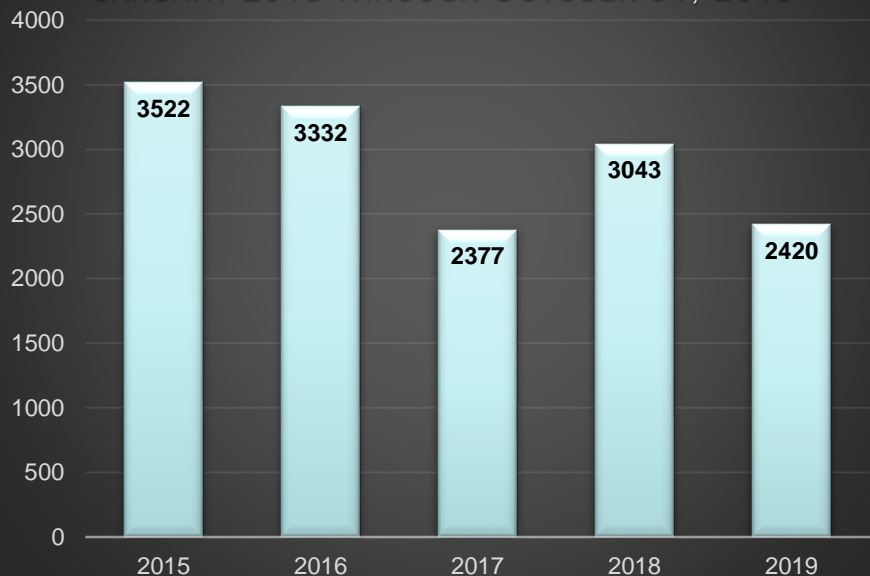
Metro Transit Police Department Saint Paul Part 2 Crimes -- January 2015 through October 31, 2019

| Metro Transit Police Saint Paul Part 2 Crimes January 2015 through October 31, 2019 | | | | | |
|---|------|------|------|------|------|
| Crime Category | 2015 | 2016 | 2017 | 2018 | 2019 |
| Other Assault | 122 | 176 | 153 | 220 | 218 |
| Forgery | 0 | 0 | 2 | 2 | 0 |
| Fraud | 1189 | 1013 | 1163 | 392 | 502 |
| Stolen Property | 8 | 13 | 8 | 7 | 8 |
| Vandalism | 321 | 390 | 280 | 186 | 230 |
| Weapons | 19 | 28 | 17 | 19 | 35 |
| Prostitution | 2 | 0 | 0 | 0 | 0 |
| Other Sex Offenses | 9 | 12 | 15 | 41 | 29 |
| Controlled Substance | 110 | 89 | 75 | 104 | 143 |
| Gambling | 0 | 1 | 0 | 4 | 3 |
| Family Offenses | 1 | 2 | 0 | 3 | 0 |
| Driving Under Influence | 7 | 19 | 7 | 13 | 15 |
| Liquor Laws | 17 | 100 | 77 | 86 | 97 |
| Disturbance | 300 | 150 | 160 | 239 | 197 |
| Vagrancy | 0 | 0 | 0 | 28 | 13 |
| All Other Offenses | 329 | 288 | 316 | 523 | 619 |
| Year Totals | 2434 | 2281 | 2273 | 1867 | 2109 |

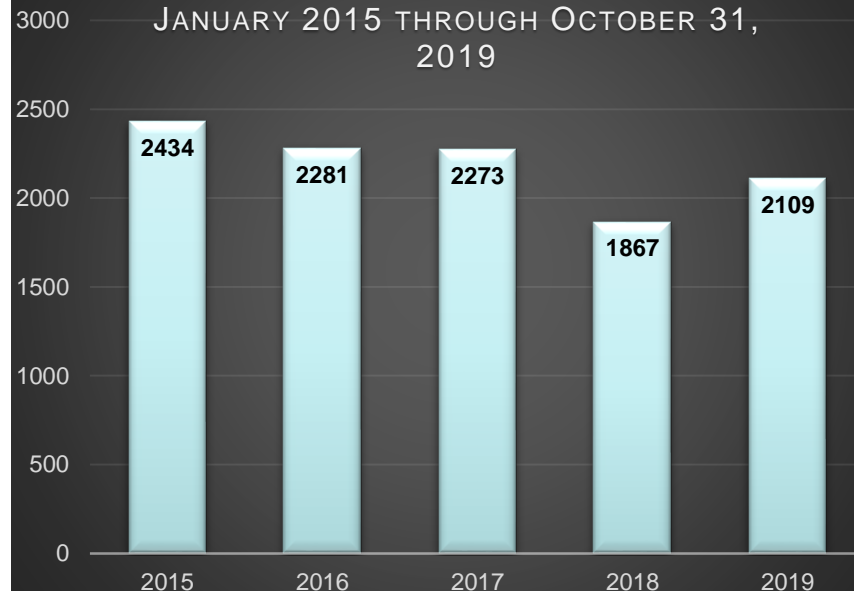


Metro Transit Police Department Minneapolis & Saint Paul Part 2 Crimes -- January 2015 through October 31, 2019

METRO TRANSIT POLICE
MINNEAPOLIS PART 2 CRIMES
JANUARY 2015 THROUGH OCTOBER 31, 2019



METRO TRANSIT POLICE
SAINT PAUL PART 2 CRIMES
JANUARY 2015 THROUGH OCTOBER 31,
2019



Metro Transit Police Department Calls for Service in Minneapolis and Saint Paul January 2015 through October 31, 2019

| Metro Transit Police Calls for Service in Minneapolis and Saint Paul January 2015 through October 31, 2019 | | | | | | | | | | |
|---|---------------------------|-------|-------|-------|-------|-------------------------|-------|-------|-------|-------|
| | Citizen Calls For Service | | | | | Officer Initiated Calls | | | | |
| Month | 2015 | 2016 | 2017 | 2018 | 2019 | 2015 | 2016 | 2017 | 2018 | 2019 |
| Jan | 1286 | 1805 | 2101 | 2537 | 2822 | 792 | 2246 | 2178 | 2276 | 2571 |
| Feb | 1086 | 1881 | 2166 | 2377 | 2657 | 540 | 1957 | 2287 | 1871 | 2246 |
| Mar | 1464 | 2315 | 2450 | 3043 | 3269 | 1694 | 2109 | 2741 | 2189 | 2146 |
| Apr | 1474 | 2360 | 2600 | 3044 | 3327 | 2126 | 2160 | 2662 | 2199 | 2258 |
| May | 1785 | 2422 | 2610 | 3120 | 3342 | 2250 | 2189 | 2813 | 2882 | 2454 |
| Jun | 1746 | 2449 | 2524 | 2894 | 3149 | 1790 | 1817 | 2172 | 2393 | 2176 |
| Jul | 2112 | 2349 | 2381 | 2979 | 3242 | 2181 | 1502 | 2182 | 2104 | 3128 |
| Aug | 1852 | 2542 | 2482 | 2826 | 3319 | 1843 | 1870 | 1927 | 2222 | 3642 |
| Sep | 1988 | 2376 | 2250 | 2568 | 3240 | 1973 | 1752 | 1918 | 2653 | 3441 |
| Oct | 1807 | 2350 | 2562 | 2833 | 3368 | 1830 | 1661 | 2021 | 2534 | 3577 |
| Nov | 1767 | 2195 | 2345 | 2687 | | 1583 | 1736 | 2192 | 2007 | |
| Dec | 1832 | 2085 | 2235 | 2642 | | 2009 | 1745 | 1786 | 1733 | |
| Year Totals | 20199 | 27129 | 28706 | 33550 | 31735 | 20611 | 22744 | 26879 | 27063 | 27639 |

Officer-initiated calls: Bus Follow, Community Outreach, Detail, Facility Check, Fare Evasion, Fare Inspection, Informational Report, Investigation, On Board, Parking Complaint, Person Stop, Special Event, Traffic, Traffic Stop, Video Retrieval, and Warrant



Metro Transit Police Department Calls for Service in Minneapolis and St. Paul January 2015 through October 31, 2019

Minneapolis Calls for Service

Officer:

- 2019* (January 1 – October 31, 2019): 13,922
- 2018: 13,700
- 2017: 14,160
- 2016: 12,738
- 2015: 12,255

Citizen:

- 2019* (January 1 – October 31, 2019): 20,314
- 2018: 21,375
- 2017: 18,422
- 2016: 18,328
- 2015: 13,496

St. Paul Calls for Service

Officer:

- 2019* (January 1 – October 31, 2019): 12,391
- 2018: 13,363
- 2017: 12,719
- 2016: 10,006
- 2015: 8,356

Citizen:

- 2019* (January 1 – October 31, 2019): 11,421
- 2018: 12,175
- 2017: 10,284
- 2016: 8,801
- 2015: 6,703

Metro Transit Police Department Blue & Green Line Shared Stations Part 1 & 2 Crimes January 2015 through October 31, 2019

| Metro Transit Police Reported Part 1 & 2 Crimes Blue & Green Line (Shared Stations) January 2015 through October 31, 2019 | | | | | | |
|---|------|------|------|------|------|-------------|
| Stations | 2015 | 2016 | 2017 | 2018 | 2019 | Grand Total |
| Target Field | 130 | 109 | 85 | 147 | 153 | 624 |
| Warehouse | 91 | 119 | 114 | 118 | 138 | 580 |
| Nicollet Mall | 99 | 69 | 39 | 66 | 87 | 360 |
| Government | 114 | 88 | 59 | 59 | 73 | 393 |
| U.S. Bank | 232 | 158 | 122 | 156 | 186 | 854 |
| Year Totals | 666 | 543 | 419 | 546 | 637 | 2811 |



Metro Transit Police Department Blue & Green Line Shared Stations Part 1 & 2 Crimes January 2015 through October 31, 2019

| Metro Transit Police Reported Part 1 & 2 Crimes Blue & Green Line (Shared Stations) January 2015 through October 31, 2019 | | | | | |
|--|-------------|-------------|-------------|-------------|-------------|
| Crime Category | 2015 | 2016 | 2017 | 2018 | 2019 |
| Homicide | 0 | 0 | 0 | 0 | 0 |
| Rape | 0 | 0 | 0 | 0 | 1 |
| Robbery | 20 | 13 | 27 | 20 | 22 |
| Aggravated Assault | 9 | 4 | 7 | 5 | 15 |
| Burglary | 0 | 0 | 0 | 0 | 0 |
| Auto Theft | 1 | 1 | 0 | 0 | 0 |
| Theft | 58 | 41 | 64 | 64 | 63 |
| Arson | 0 | 0 | 0 | 0 | 0 |
| Other Assaults | 37 | 37 | 43 | 58 | 78 |
| Forgery | 0 | 1 | 1 | 0 | 0 |
| Fraud | 346 | 241 | 114 | 106 | 120 |
| Stolen Property | 3 | 1 | 0 | 0 | 2 |
| Vandalism | 55 | 63 | 27 | 25 | 25 |
| Weapons | 5 | 6 | 4 | 3 | 7 |
| Other Sex Offense | 2 | 3 | 7 | 23 | 10 |
| Controlled Substance | 15 | 21 | 11 | 25 | 36 |
| Driving Under Influence | 0 | 1 | 5 | 0 | 2 |
| Liquor Laws | 5 | 22 | 9 | 36 | 38 |
| Disturbance | 45 | 39 | 40 | 48 | 65 |
| Vagrancy | 0 | 0 | 0 | 9 | 3 |
| All Other Offenses | 65 | 60 | 60 | 124 | 150 |
| Year Totals | 666 | 554 | 419 | 546 | 637 |



Metro Transit Police Department Blue Line Stations Part 1 & 2 Crimes January 2015 through October 31, 2019

| Metro Transit Police Reported Part 1 & Part 2 Crimes Blue Line Stations January 2015 through October 31, 2019 | | | | | | |
|---|------|------|------|------|------|--------------|
| Stations | 2015 | 2016 | 2017 | 2018 | 2019 | Grand Totals |
| Cedar Riverside | 95 | 77 | 40 | 43 | 49 | 304 |
| Franklin | 150 | 197 | 150 | 271 | 200 | 968 |
| Lake St /Midtown | 248 | 287 | 177 | 324 | 216 | 1252 |
| 38th St | 89 | 90 | 35 | 51 | 49 | 314 |
| 46th St | 102 | 103 | 62 | 47 | 47 | 361 |
| 50th St | 77 | 68 | 22 | 19 | 40 | 226 |
| VA | 61 | 67 | 22 | 20 | 23 | 193 |
| Fort Snelling | 50 | 39 | 24 | 26 | 57 | 196 |
| Terminal 1 | 18 | 19 | 17 | 16 | 14 | 84 |
| Terminal 2 | 24 | 22 | 9 | 12 | 21 | 88 |
| American Blvd | 20 | 19 | 15 | 19 | 22 | 95 |
| Bloomington Central | 15 | 13 | 21 | 4 | 13 | 66 |
| 28th Ave | 19 | 27 | 29 | 37 | 40 | 152 |
| MOA | 144 | 161 | 129 | 93 | 96 | 623 |
| Year Totals | 1112 | 1189 | 752 | 982 | 887 | 4922 |



Metro Transit Police Department Blue Line Stations Part 1 & 2 Crimes January 2015 through October 31, 2019

| Metro Transit Police Reported Part 1 & Part 2 Crimes Blue Line Stations January 2015 through October 31, 2019 | | | | | |
|--|-------------|-------------|-------------|-------------|-------------|
| Crime Category | 2015 | 2016 | 2017 | 2018 | 2019 |
| Homicide | 0 | 0 | 1 | 0 | 0 |
| Rape | 0 | 1 | 0 | 2 | 0 |
| Robbery | 32 | 40 | 28 | 27 | 31 |
| Aggravated Assault | 5 | 10 | 14 | 23 | 30 |
| Burglary | 0 | 0 | 1 | 0 | 0 |
| Auto Theft | 0 | 4 | 0 | 2 | 1 |
| Theft | 66 | 65 | 100 | 64 | 76 |
| Arson | 0 | 1 | 0 | 0 | 1 |
| Other Assaults | 57 | 53 | 64 | 76 | 70 |
| Forgery | 0 | 0 | 0 | 0 | 1 |
| Fraud | 644 | 587 | 160 | 84 | 190 |
| Stolen Property | 2 | 1 | 0 | 0 | 1 |
| Vandalism | 95 | 180 | 85 | 54 | 57 |
| Weapons | 5 | 14 | 6 | 12 | 11 |
| Prostitution | 1 | 0 | 0 | 0 | 0 |
| Other Sex Offense | 1 | 8 | 12 | 20 | 11 |
| Controlled Substance | 16 | 33 | 31 | 111 | 58 |
| Gambling | 0 | 0 | 1 | 0 | 0 |
| Family Offense | 0 | 0 | 2 | 0 | 1 |
| Driving Under Influence | 1 | 0 | 1 | 1 | 3 |
| Liquor Laws | 15 | 54 | 52 | 112 | 51 |
| Disturbance | 83 | 53 | 72 | 78 | 57 |
| Vagrancy | 0 | 0 | 0 | 19 | 8 |
| All Other Offense | 89 | 85 | 124 | 297 | 229 |
| Year Totals | 1112 | 1189 | 752 | 685 | 658 |



Metro Transit Police Department Green Line Stations Part 1 & 2 Crimes January 2015 through October 31, 2019

| Metro Transit Police Reported Part 1 and 2 Crimes Green Line Stations January 2015 through October 31, 2019 | | | | | | |
|---|------|------|------|------|------|--------------|
| Station | 2015 | 2016 | 2017 | 2018 | 2019 | Grand Totals |
| West Bank | 116 | 55 | 54 | 51 | 44 | 320 |
| East Bank | 157 | 72 | 60 | 69 | 46 | 404 |
| Stadium Village | 175 | 74 | 78 | 58 | 43 | 428 |
| Prospect Park | 133 | 51 | 73 | 43 | 26 | 326 |
| Westgate | 53 | 41 | 61 | 32 | 46 | 233 |
| Raymond | 91 | 54 | 79 | 66 | 49 | 339 |
| Fairview | 75 | 55 | 52 | 48 | 65 | 295 |
| Snelling | 126 | 116 | 87 | 100 | 76 | 505 |
| Hamline | 69 | 70 | 57 | 60 | 108 | 364 |
| Lexington | 122 | 77 | 64 | 84 | 53 | 400 |
| Victoria | 92 | 65 | 68 | 56 | 48 | 329 |
| Dale | 132 | 112 | 70 | 62 | 49 | 425 |
| Western | 100 | 77 | 78 | 67 | 50 | 372 |
| Capitol / Rice | 185 | 169 | 130 | 113 | 84 | 681 |
| Robert Street | 150 | 159 | 160 | 96 | 91 | 656 |
| 10th Street | 157 | 154 | 169 | 103 | 129 | 712 |
| Central | 370 | 348 | 218 | 143 | 137 | 1216 |
| Union Depot | 167 | 252 | 608 | 258 | 617 | 1902 |
| Year Totals | 2470 | 2001 | 2116 | 1509 | 1761 | 9857 |



Metro Transit Police Department Green Line Stations Part 1 & 2 Crimes January 2015 through October 31, 2019

| Metro Transit Police Reported Part 1 and 2 Crimes Green Line Stations January 2015 through October 31, 2019 | | | | | |
|---|-------------|-------------|-------------|-------------|-------------|
| Crime Category | 2015 | 2016 | 2017 | 2018 | 2019 |
| Homicide | 0 | 0 | 0 | 0 | 0 |
| Rape | 0 | 0 | 0 | 0 | 0 |
| Robbery | 37 | 37 | 46 | 37 | 54 |
| Aggravated Assault | 8 | 6 | 8 | 23 | 29 |
| Burglary | 0 | 0 | 0 | 0 | 0 |
| Auto Theft | 0 | 1 | 0 | 0 | 1 |
| Theft | 63 | 85 | 123 | 106 | 142 |
| Arson | 0 | 0 | 0 | 0 | 3 |
| Other Assaults | 53 | 86 | 77 | 121 | 117 |
| Forgery | 0 | 0 | 1 | 1 | 0 |
| Fraud | 1604 | 1161 | 1290 | 458 | 519 |
| Stolen Property | 6 | 1 | 3 | 1 | 5 |
| Vandalism | 168 | 223 | 166 | 86 | 92 |
| Weapons | 18 | 15 | 9 | 14 | 20 |
| Prostitution | 0 | 0 | 0 | 0 | 0 |
| Other Sex Offense | 8 | 8 | 14 | 38 | 24 |
| Controlled Substance | 80 | 52 | 50 | 73 | 100 |
| Gambling | 0 | 0 | 0 | 2 | 0 |
| Family Offense | 1 | 1 | 0 | 1 | 0 |
| Driving Under Influence | 0 | 1 | 1 | 0 | 5 |
| Liquor Laws | 7 | 48 | 48 | 61 | 74 |
| Disturbance | 162 | 70 | 75 | 116 | 128 |
| Vagrancy | 0 | 0 | 0 | 4 | 2 |
| All Other Offenses | 255 | 206 | 255 | 367 | 446 |
| Year Totals | 2470 | 2001 | 2166 | 1509 | 1761 |



Metro Transit Police Department Fare Evasion Citations/Warnings January 2015 through October 31, 2019

| Metro Transit Police Fare Evasion Warnings January 1, 2015 through October 31, 2019 | | | | | | | | | | | | | |
|---|-----|-----|-----|-----|-----|-----|-----|-----|-----|-----|-----|-----|-------------|
| Year | Jan | Feb | Mar | Apr | May | Jun | Jul | Aug | Sep | Oct | Nov | Dec | Year Totals |
| 2015 | 515 | 294 | 329 | 234 | 350 | 282 | 508 | 411 | 458 | 385 | 301 | 602 | 4669 |
| 2016 | 737 | 552 | 550 | 610 | 556 | 454 | 417 | 525 | 483 | 432 | 427 | 504 | 6247 |
| 2017 | 716 | 543 | 501 | 508 | 433 | 293 | 357 | 296 | 259 | 430 | 402 | 254 | 4992 |
| 2018 | 384 | 260 | 423 | 546 | 672 | 531 | 382 | 295 | 345 | 301 | 174 | 146 | 4459 |
| 2019 | 424 | 348 | 250 | 333 | 388 | 299 | 705 | 536 | 472 | 407 | | | 4162 |

| Metro Transit Police Fare Evasion Citations January 1, 2015 through October 31, 2019 | | | | | | | | | | | | | |
|--|-----|-----|-----|-----|-----|-----|-----|-----|-----|-----|-----|-----|-------------|
| Year | Jan | Feb | Mar | Apr | May | Jun | Jul | Aug | Sep | Oct | Nov | Dec | Year Totals |
| 2015 | 198 | 122 | 129 | 169 | 243 | 230 | 265 | 182 | 182 | 148 | 127 | 242 | 2237 |
| 2016 | 235 | 228 | 173 | 227 | 135 | 113 | 93 | 133 | 129 | 121 | 119 | 98 | 1804 |
| 2017 | 274 | 209 | 194 | 232 | 259 | 126 | 113 | 84 | 91 | 100 | 158 | 86 | 1926 |
| 2018 | 102 | 45 | 94 | 105 | 123 | 103 | 54 | 33 | 42 | 36 | 19 | 27 | 783 |
| 2019 | 51 | 93 | 76 | 91 | 79 | 41 | 153 | 125 | 103 | 142 | | | 954 |

Metro Transit Police Department Fare Evasion Warnings January 2015 through October 31, 2019

| Fare Evasion Warnings - Blue Line January 2015 through October 31, 2019 | | | | | | | | | | | | | | |
|--|------|-----|-----|-----|-----|-----|-----|-----|-----|-----|-----|-----|-----|-------------|
| Blue Line | Year | Jan | Feb | Mar | Apr | May | Jun | Jul | Aug | Sep | Oct | Nov | Dec | Year Totals |
| | 2015 | 137 | 66 | 84 | 57 | 74 | 41 | 51 | 60 | 62 | 81 | 64 | 180 | 957 |
| | 2016 | 232 | 129 | 121 | 116 | 184 | 140 | 103 | 114 | 131 | 104 | 137 | 135 | 1646 |
| | 2017 | 85 | 42 | 52 | 53 | 43 | 18 | 27 | 19 | 26 | 79 | 68 | 69 | 581 |
| | 2018 | 50 | 47 | 40 | 53 | 89 | 57 | 51 | 58 | 49 | 38 | 39 | 53 | 624 |
| | 2019 | 91 | 40 | 66 | 88 | 89 | 69 | 197 | 158 | 214 | 147 | | | 1159 |

| Fare Evasion Warnings - Green Line January 2015 through October 31, 2019 | | | | | | | | | | | | | | |
|---|------|-----|-----|-----|-----|-----|-----|-----|-----|-----|-----|-----|-----|-------------|
| Green Line | Year | Jan | Feb | Mar | Apr | May | Jun | Jul | Aug | Sep | Oct | Nov | Dec | Year Totals |
| | 2015 | 273 | 180 | 170 | 136 | 221 | 197 | 355 | 276 | 355 | 275 | 204 | 356 | 2998 |
| | 2016 | 412 | 360 | 315 | 401 | 295 | 244 | 250 | 309 | 287 | 241 | 202 | 250 | 3566 |
| | 2017 | 550 | 420 | 366 | 415 | 333 | 248 | 240 | 226 | 199 | 295 | 305 | 173 | 3770 |
| | 2018 | 302 | 135 | 245 | 331 | 440 | 353 | 268 | 181 | 262 | 190 | 79 | 69 | 2855 |
| | 2019 | 219 | 230 | 115 | 163 | 231 | 201 | 341 | 236 | 158 | 214 | | | 2108 |

| Metro Transit Police - Fare Evasion Warnings - Shared Line January 2015 through October 31, 2019 | | | | | | | | | | | | | | |
|---|------|-----|-----|-----|-----|-----|-----|-----|-----|-----|-----|-----|-----|-------------|
| Shared - Green/Blue | Year | Jan | Feb | Mar | Apr | May | Jun | Jul | Aug | Sep | Oct | Nov | Dec | Year Totals |
| | 2015 | 76 | 33 | 42 | 38 | 46 | 37 | 89 | 50 | 21 | 14 | 13 | 36 | 495 |
| | 2016 | 60 | 43 | 99 | 73 | 65 | 53 | 35 | 59 | 42 | 48 | 56 | 97 | 730 |
| | 2017 | 58 | 53 | 48 | 26 | 47 | 17 | 62 | 36 | 23 | 42 | 23 | 5 | 440 |
| | 2018 | 21 | 71 | 122 | 126 | 95 | 88 | 42 | 40 | 26 | 55 | 43 | 20 | 749 |
| | 2019 | 59 | 66 | 60 | 71 | 57 | 24 | 106 | 77 | 61 | 39 | | | 620 |

Metro Transit Police Department Fare Evasion Arrests/Citations January 2015 through October 31, 2019

| Fare Evasion Arrests/Citations - Blue Line January 2015 through October 31, 2019 | | | | | | | | | | | | | | |
|---|------|-----|-----|-----|-----|-----|-----|-----|-----|-----|-----|-----|-----|-------------|
| Blue Line | Year | Jan | Feb | Mar | Apr | May | Jun | Jul | Aug | Sep | Oct | Nov | Dec | Year Totals |
| | 2015 | 73 | 34 | 50 | 37 | 67 | 45 | 15 | 5 | 14 | 5 | 11 | 49 | 405 |
| | 2016 | 95 | 47 | 30 | 30 | 34 | 31 | 4 | 6 | 10 | 11 | 19 | 30 | 347 |
| | 2017 | 3 | 2 | 19 | 11 | 5 | 6 | 5 | 0 | 5 | 8 | 15 | 21 | 100 |
| | 2018 | 24 | 10 | 8 | 12 | 13 | 5 | 5 | 7 | 2 | 6 | 0 | 4 | 96 |
| | 2019 | 16 | 16 | 14 | 18 | 13 | 6 | 24 | 22 | 30 | 50 | | | 209 |

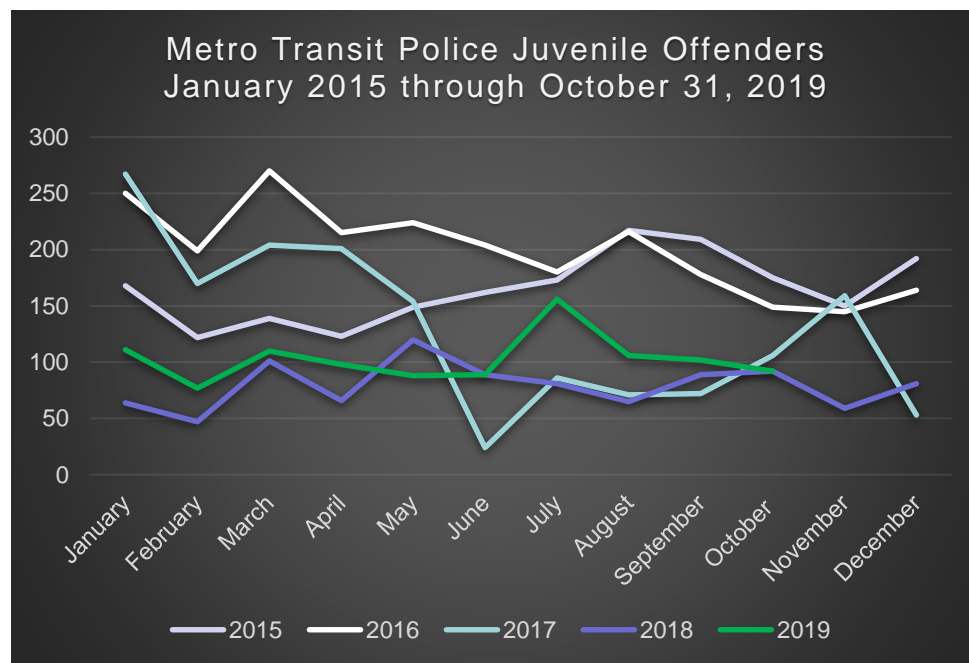
| Fare Evasion Arrests/Citations - Green Line January 2015 through October 31, 2019 | | | | | | | | | | | | | | |
|--|------|-----|-----|-----|-----|-----|-----|-----|-----|-----|-----|-----|-----|-------------|
| Green Line | Year | Jan | Feb | Mar | Apr | May | Jun | Jul | Aug | Sep | Oct | Nov | Dec | Year Totals |
| | 2015 | 78 | 70 | 46 | 105 | 125 | 135 | 66 | 61 | 54 | 56 | 38 | 167 | 1001 |
| | 2016 | 342 | 257 | 113 | 160 | 92 | 70 | 25 | 30 | 21 | 37 | 27 | 37 | 1211 |
| | 2017 | 4 | 81 | 143 | 194 | 224 | 114 | 93 | 76 | 77 | 89 | 134 | 63 | 1292 |
| | 2018 | 68 | 28 | 69 | 68 | 87 | 72 | 43 | 13 | 36 | 20 | 12 | 15 | 531 |
| | 2019 | 31 | 54 | 30 | 41 | 46 | 32 | 106 | 89 | 57 | 80 | 0 | 0 | 566 |

| Fare Evasion Arrests/Citations - Shared Lines January 2015 through October 31, 2019 | | | | | | | | | | | | | | |
|--|------|-----|-----|-----|-----|-----|-----|-----|-----|-----|-----|-----|-----|-------------|
| Shared - Green/Blue | Year | Jan | Feb | Mar | Apr | May | Jun | Jul | Aug | Sep | Oct | Nov | Dec | Year Totals |
| | 2015 | 24 | 9 | 21 | 19 | 38 | 26 | 3 | 1 | 2 | 0 | 4 | 11 | 158 |
| | 2016 | 38 | 17 | 32 | 16 | 12 | 11 | 0 | 2 | 2 | 2 | 0 | 21 | 153 |
| | 2017 | 0 | 3 | 18 | 5 | 13 | 1 | 10 | 6 | 9 | 2 | 6 | 1 | 74 |
| | 2018 | 7 | 4 | 9 | 22 | 17 | 19 | 5 | 7 | 2 | 7 | 6 | 2 | 107 |
| | 2019 | 1 | 18 | 29 | 28 | 17 | 2 | 20 | 10 | 13 | 11 | 0 | 0 | 149 |



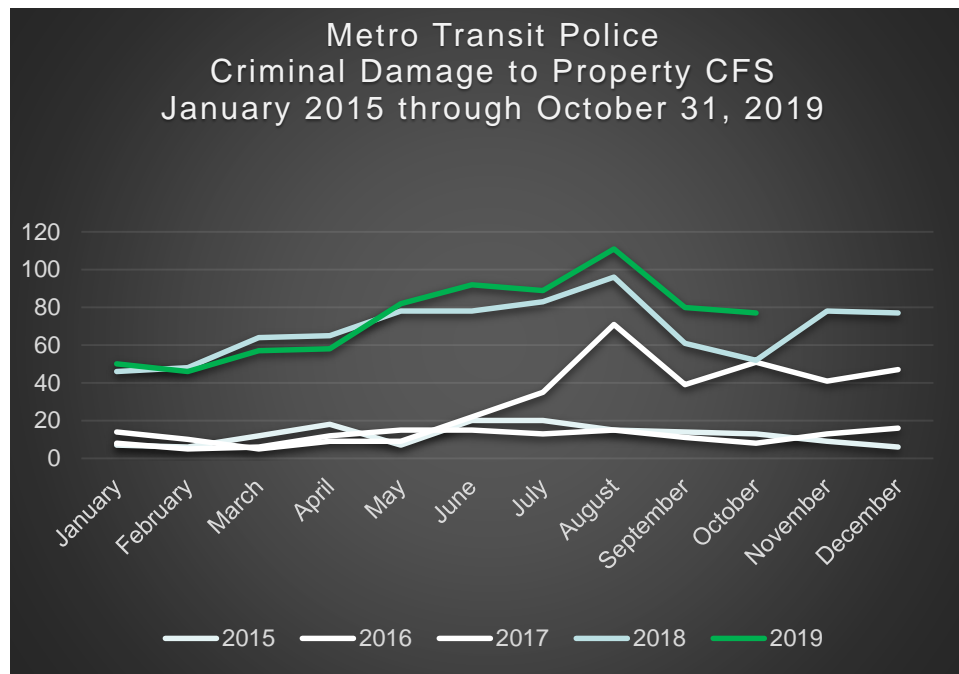
Metro Transit Police Department Juvenile Offenders -- January 2015 through October 31, 2019

| Metro Transit Police Juvenile Offenders January 2015 through October 31, 2019 | | | | | |
|--|------|------|------|------|------|
| Month | 2015 | 2016 | 2017 | 2018 | 2019 |
| January | 168 | 250 | 267 | 64 | 111 |
| February | 122 | 199 | 170 | 47 | 77 |
| March | 139 | 270 | 204 | 101 | 110 |
| April | 123 | 215 | 201 | 66 | 98 |
| May | 149 | 224 | 154 | 120 | 88 |
| June | 162 | 204 | 24 | 89 | 89 |
| July | 173 | 180 | 86 | 81 | 156 |
| August | 217 | 216 | 71 | 65 | 106 |
| September | 209 | 178 | 72 | 89 | 102 |
| October | 175 | 149 | 106 | 92 | 92 |
| November | 150 | 145 | 159 | 59 | |
| December | 192 | 164 | 53 | 81 | |
| Year Totals | 1979 | 2394 | 1567 | 954 | 1029 |



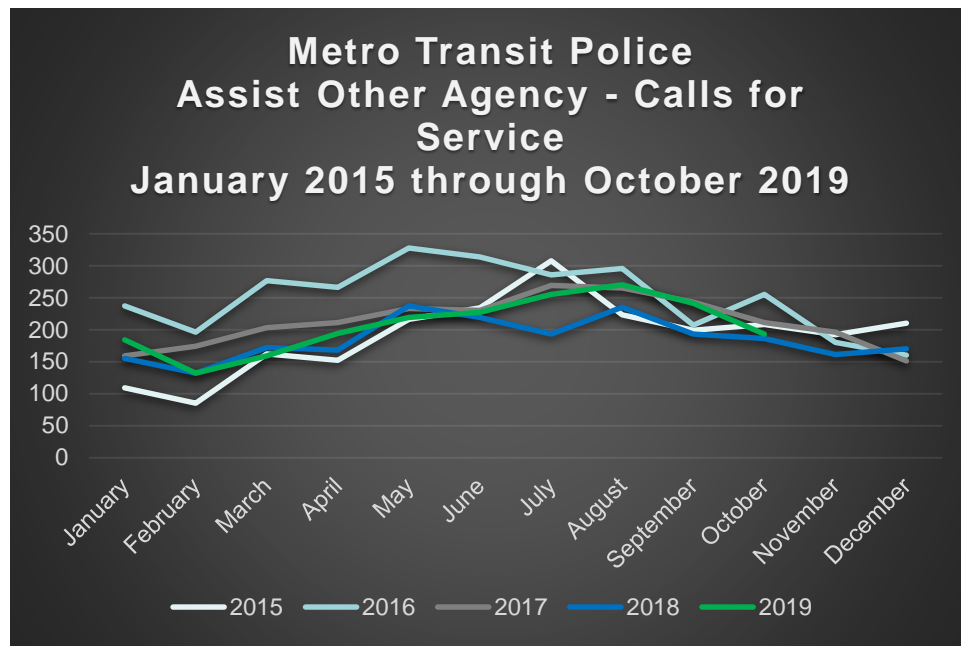
Metro Transit Police Department Vandalism / Criminal Damage -- January 2015 through October 31, 2019

| Metro Transit Police Criminal Damage to Property CFS January 2015 through October 31, 2019 | | | | | |
|---|------------|------------|------------|------------|------------|
| Month | 2015 | 2016 | 2017 | 2018 | 2019 |
| January | 7 | 8 | 14 | 46 | 50 |
| February | 6 | 5 | 10 | 48 | 46 |
| March | 12 | 6 | 5 | 64 | 57 |
| April | 18 | 12 | 9 | 65 | 58 |
| May | 7 | 15 | 9 | 78 | 82 |
| June | 20 | 15 | 22 | 78 | 92 |
| July | 20 | 13 | 35 | 83 | 89 |
| August | 15 | 15 | 71 | 96 | 111 |
| September | 14 | 11 | 39 | 61 | 80 |
| October | 13 | 8 | 51 | 52 | 77 |
| November | 9 | 13 | 41 | 78 | |
| December | 6 | 16 | 47 | 77 | |
| Year Totals | 147 | 137 | 353 | 826 | 742 |



Metro Transit Police Department Assist Other Agency -- January 2015 through October 31, 2019

| Metro Transit Police Assist Other Agencies January 2015 through October 31, 2019 | | | | | |
|---|-------------|-------------|-------------|-------------|-------------|
| Month | 2015 | 2016 | 2017 | 2018 | 2019 |
| January | 109 | 237 | 159 | 155 | 184 |
| February | 85 | 196 | 174 | 132 | 132 |
| March | 162 | 277 | 203 | 172 | 159 |
| April | 152 | 266 | 211 | 168 | 194 |
| May | 216 | 328 | 233 | 237 | 219 |
| June | 234 | 314 | 230 | 219 | 227 |
| July | 308 | 286 | 269 | 193 | 255 |
| August | 223 | 296 | 265 | 235 | 270 |
| September | 199 | 207 | 243 | 193 | 241 |
| October | 208 | 255 | 211 | 186 | 193 |
| November | 192 | 180 | 196 | 161 | |
| December | 210 | 160 | 151 | 170 | |
| Year Totals | 2298 | 3002 | 2545 | 2221 | 2074 |



Metro Transit Police Department Part 1 Crimes by District January 1, 2019 through October 31, 2019

| Metro Transit Police Western District Part 1 Crimes - January 1, 2019 through October 31, 2019 | | | | | | | | | | | |
|--|-----|-----|-----|-----|-----|-----|-----|-----|-----|-----|--------|
| Crime Category | Jan | Feb | Mar | Apr | May | Jun | Jul | Aug | Sep | Oct | Totals |
| Rape | 1 | 0 | 0 | 0 | 0 | 0 | 1 | 0 | 0 | 0 | 2 |
| Robbery | 9 | 6 | 15 | 17 | 10 | 10 | 16 | 12 | 11 | 2 | 108 |
| Aggravated Assault | 6 | 9 | 8 | 11 | 6 | 11 | 8 | 6 | 8 | 6 | 79 |
| Theft | 17 | 14 | 28 | 27 | 28 | 41 | 39 | 50 | 34 | 38 | 316 |
| Auto Theft | 0 | 0 | 0 | 0 | 0 | 0 | 0 | 0 | 1 | 0 | 1 |
| Arson | 1 | 1 | 0 | 0 | 0 | 0 | 0 | 0 | 1 | 0 | 3 |
| Month Totals | 34 | 30 | 51 | 55 | 44 | 62 | 64 | 68 | 55 | 46 | 509 |

| Metro Transit Police Eastern District Part 1 Crimes - January 1, 2019 through October 31, 2019 | | | | | | | | | | | |
|--|-----|-----|-----|-----|-----|-----|-----|-----|-----|-----|--------|
| Crime Category | Jan | Feb | Mar | Apr | May | Jun | Jul | Aug | Sep | Oct | Totals |
| Robbery | 5 | 5 | 3 | 8 | 5 | 5 | 9 | 14 | 14 | 7 | 75 |
| Aggravated Assault | 1 | 4 | 6 | 3 | 4 | 4 | 7 | 10 | 3 | 3 | 45 |
| Burglary | 0 | 0 | 0 | 0 | 0 | 0 | 0 | 0 | 0 | 1 | 1 |
| Theft | 21 | 15 | 26 | 26 | 29 | 13 | 19 | 28 | 17 | 22 | 216 |
| Auto Theft | 1 | 0 | 1 | 0 | 0 | 0 | 0 | 0 | 1 | 1 | 4 |
| Arson | 0 | 0 | 0 | 0 | 1 | 1 | 0 | 0 | 0 | 0 | 2 |
| Month Totals | 28 | 24 | 36 | 37 | 39 | 23 | 35 | 52 | 35 | 34 | 343 |



Metro Transit Police Department Western District - Part 2 Crimes January 1, 2019 through October 31, 2019

| Metro Transit Police Western District Part 2 Crimes - January 1, 2019 through October 31, 2019 | | | | | | | | | | | |
|--|-----|-----|-----|-----|-----|-----|-----|-----|-----|-----|-------|
| Crime Category | Jan | Feb | Mar | Apr | May | Jun | Jul | Aug | Sep | Oct | Total |
| Other Assault | 40 | 34 | 42 | 41 | 45 | 46 | 46 | 31 | 38 | 43 | 406 |
| Forgery | 0 | 0 | 1 | 0 | 0 | 0 | 0 | 0 | 0 | 0 | 1 |
| Fraud | 22 | 35 | 38 | 39 | 30 | 12 | 49 | 43 | 45 | 57 | 370 |
| Stolen Property | 0 | 1 | 0 | 0 | 0 | 4 | 1 | 0 | 2 | 1 | 9 |
| Vandalism | 32 | 35 | 46 | 34 | 51 | 49 | 63 | 73 | 58 | 62 | 503 |
| Weapons | 2 | 4 | 2 | 5 | 7 | 4 | 6 | 3 | 4 | 4 | 41 |
| Other Sex Offenses | 5 | 2 | 7 | 5 | 6 | 3 | 3 | 5 | 6 | 2 | 44 |
| Controlled Substance | 14 | 28 | 32 | 12 | 11 | 13 | 23 | 14 | 20 | 13 | 180 |
| Family Offense | 0 | 0 | 1 | 0 | 0 | 0 | 0 | 0 | 0 | 0 | 1 |
| Driving Under Influence | 5 | 1 | 3 | 0 | 2 | 0 | 4 | 3 | 4 | 3 | 25 |
| Liquor Laws | 19 | 27 | 45 | 25 | 11 | 20 | 26 | 17 | 15 | 17 | 222 |
| Disturbance | 30 | 34 | 48 | 37 | 24 | 38 | 33 | 32 | 45 | 31 | 352 |
| Vagrancy | 0 | 2 | 8 | 4 | 2 | 0 | 1 | 3 | 3 | 0 | 23 |
| All Other Offenses | 65 | 92 | 105 | 92 | 71 | 76 | 82 | 53 | 61 | 92 | 789 |
| Month Totals | 234 | 295 | 378 | 294 | 260 | 265 | 337 | 277 | 301 | 325 | 2966 |



Metro Transit Police Department Eastern District - Part 2 Crimes January 1, 2019 through October 31, 2019

| Metro Transit Police Eastern District Part 2 Crimes - January 1, 2019 through October 31, 2019 | | | | | | | | | | | |
|--|-----|-----|-----|-----|-----|-----|-----|-----|-----|-----|-------|
| Crime Category | Jan | Feb | Mar | Apr | May | Jun | Jul | Aug | Sep | Oct | Total |
| Other Assault | 20 | 21 | 26 | 18 | 28 | 24 | 23 | 19 | 31 | 19 | 229 |
| Fraud | 28 | 46 | 26 | 40 | 41 | 30 | 93 | 80 | 54 | 71 | 509 |
| Stolen Property | 2 | 0 | 0 | 2 | 0 | 0 | 1 | 1 | 1 | 1 | 8 |
| Vandalism | 15 | 12 | 8 | 24 | 30 | 32 | 35 | 37 | 35 | 33 | 261 |
| Weapons | 1 | 4 | 2 | 2 | 3 | 5 | 5 | 1 | 7 | 5 | 35 |
| Other Sex Offenses | 2 | 4 | 7 | 4 | 3 | 0 | 2 | 2 | 5 | 2 | 31 |
| Controlled Substance | 21 | 13 | 23 | 14 | 6 | 17 | 7 | 13 | 13 | 16 | 143 |
| Gambling | 0 | 0 | 0 | 0 | 0 | 0 | 2 | 0 | 0 | 1 | 3 |
| Driving Under Influence | 1 | 5 | 2 | 1 | 2 | 0 | 0 | 1 | 3 | 0 | 15 |
| Liquor Laws | 12 | 18 | 17 | 10 | 9 | 7 | 10 | 4 | 2 | 8 | 97 |
| Disturbance | 17 | 20 | 29 | 21 | 24 | 11 | 28 | 16 | 22 | 19 | 207 |
| Vagrancy | 1 | 4 | 1 | 2 | 2 | 1 | 0 | 0 | 0 | 2 | 13 |
| All Other Offenses | 83 | 56 | 79 | 92 | 49 | 45 | 66 | 39 | 45 | 70 | 624 |
| Month Totals | 203 | 203 | 220 | 230 | 197 | 172 | 272 | 213 | 218 | 247 | 2167 |

